

moduline

modular conveyor systems
a **concept solutions** product



www.conceptsolutions.co.nz



concept
solutions
think create innovate


ModuLine - Modular Conveyor System

ModuLine is a unique conveyor design incorporating a range of standard modules to form a single standalone conveyor or a complete conveyor system.

The **ModuLine** range of conveyors has proven to be a versatile and economic alternative to custom manufactured conveyors. The **ModuLine** conveyor range can be specified to suit virtually any configuration, environment or conveyed product.

ModuLine conveyors are manufactured in stainless steel for food production areas or in aluminum extrusion for general applications in warehousing and dry food production areas. A feature of **ModuLine** is its ability to be easily dismantled and reconfigured if plant layouts or production requirements change. Modular sections can be simply added or removed at any time.

The individual modules feature clip-on components therefore virtually eliminating fastenings. This design feature also allows worn or damaged components to be readily replaced ensuring minimum downtime.



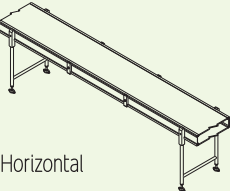
ModuLine Typical Applications

- Seafood products - whole, fillets and processed
- Meat products (red meat and poultry)
- Bakery products - Biscuits, cookies, bread, pastry, dough etc.
- Snack foods
- Confectionary
- Bottles (plastic or glass)
- Packaged loose products
- Cartons or bins

ModuLine Features

- Clip-on and bolt-together modular construction
- Polymer belt edge carry and return guides
- Polymer intermediate belt support profiles
- Height and angle adjustable leg assemblies
- Hanger support assemblies for ceiling mount
- Product side guides (optional)
- Cleaning slots (available on Hygiene Series)
- Polymer bearing housings
- SEW Eurodrive geared motors
- Manufactured from FDA/USDA materials

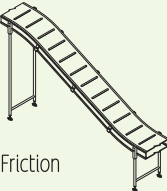
Configurations



Horizontal



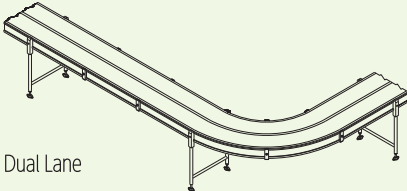
Incline/Decline



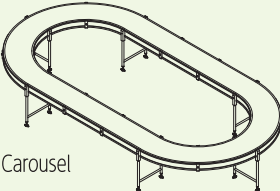
Friction



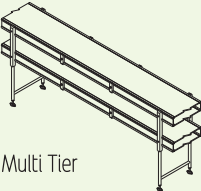
Flighted



Dual Lane



Carousel



Multi Tier

ModuLine Advantages

- Easily and quickly assembled on site, no on-site welding required
- Clip-on components allow ease of maintenance
- Manufactured in standard sections
- Modular design allows simple modification
- Quiet operation
- Long service life

ModuLine Conveyor Material Build Options

- Stainless Steel - for Wet Floor food production
- Aluminum extrusion - for dry food production and Warehouse applications
- 100% Non-metallic construction - for Inline Metal Detection applications


ModuLine Hygiene Series Conveyors

The **ModuLine** Hygiene Series conveyor is standard equipment in many critical hygiene and food production industries. The design is simple, robust and extremely easy to clean. All materials used in the Hygiene Series are FDA/USDA approved, and include cleaning slots along the full length of the conveyor body to allow ease of access for cleaners. The **ModuLine** Hygiene Series conveyor has been developed to solve demanding cleaning and safety issues facing the critical hygiene and food industries without compromising the performance or service life of the conveyor. The **ModuLine** Hygiene Series range also includes Clean-in-Place (CIP) modules to either wash only or wash and dry.



ModuLine System Components

- LiveTranz**
Driven double nose bar transfer conveyors allowing gentle transition of loose product between conveyors with larger sprocket diameters.
- CartonLocator**
Integrated system modules to gap find and place cartons onto a common carton transport conveyor used in multiple packing line applications.
- CartonMerger**
Carton merging modules to either merge cartons from multiple lines or split single lines into two or three lines
- MetalFree**
100% Non-metallic Conveyor Modules for Integral Metal Detection applications
- ModuLogic**
Integrated control modules to control product flow on **ModuLine** conveying systems
- CIP Systems**
'Clean in Place' systems either Wash or Wash and Dry options



ModuLine - Product Range

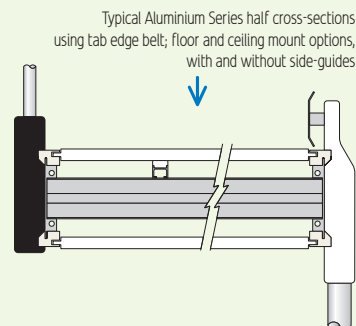
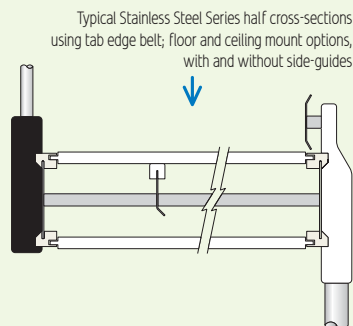
Modular Plastic Belt Conveyors

Belt Options

- Straight running and side flexing belts
- Open and closed hinge belts
- Flat top, flush grid, perforated and raised rib belts
- Friction top, textured and flighted belts
- Roller top belts

Size Options

- Belt width - Options from 51mm to 4 metres or more
- Section height - Options from 50mm no maximum
- Nose radius - Nose bar options from 12mm Ø
- Sprocket PCD - Options from 41mm - no maximum.



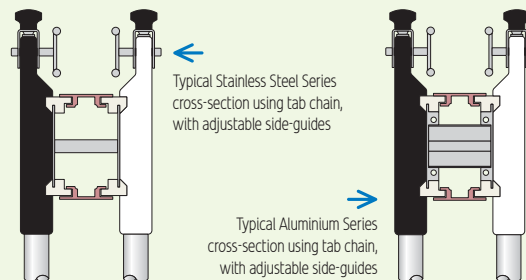
Modular Slat Band Chain Conveyors

Chain Options

- Straight running and side flexing chains
- Open and closed hinge chains
- Flat top, flush grid, perforated and raised rib chains
- Friction top and textured chain
- Flighted chains

Size Options

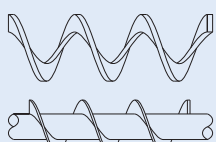
- Chain width - Numerous options from 29mm to 304.8mm.
- Section height - Numerous options from 50mm to no maximum.
- Nose radius Sprocket PCD options from 53mm to no maximum.



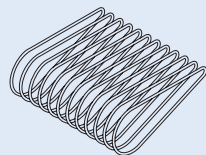
Series Options and Construction

	Stainless Steel Series	Aluminium Series	Hygiene Series	Metal-free Series
Recommended Use	<ul style="list-style-type: none"> • Wet floor food & beverage production 	<ul style="list-style-type: none"> • Dry food, carton handling & warehouse application 	<ul style="list-style-type: none"> • Critical hygiene & CIP applications 	<ul style="list-style-type: none"> • Inline metal detection applications • 100% Non-metallic construction
Belt/Chain Guides	<ul style="list-style-type: none"> • HMW Polyethylene • High temp Tylon® 	<ul style="list-style-type: none"> • HMW Polyethylene • High temp Tylon® 	<ul style="list-style-type: none"> • HMW Polyethylene • High temp Tylon® 	<ul style="list-style-type: none"> • HMW Polyethylene • High temp Tylon®
Body	<ul style="list-style-type: none"> • Austenitic stainless steel (304 or 316) • Duplex stainless steel 	<ul style="list-style-type: none"> • Grade 6060 T5 extrusion • Grade 6351 T6 extrusion 	<ul style="list-style-type: none"> • Austenitic stainless steel (304 or 316) • Duplex stainless steel 	<ul style="list-style-type: none"> • PVC • Fibreglass pultrusion
Legs	<ul style="list-style-type: none"> • Austenitic stainless steel • Duplex stainless steel 	<ul style="list-style-type: none"> • Grade 6060 T5 extrusion • Austenitic stainless steel 	<ul style="list-style-type: none"> • Austenitic stainless steel • Duplex stainless steel 	<ul style="list-style-type: none"> • Austenitic stainless steel • Fibreglass pultrusion
Leg Mounts	<ul style="list-style-type: none"> • HMW Polyethylene Black or white • High temp Tylon® 	<ul style="list-style-type: none"> • HMW Polyethylene Black or white • High temp Tylon® 	<ul style="list-style-type: none"> • HMW Polyethylene Black or white • High temp Tylon® 	<ul style="list-style-type: none"> • HMW Polyethylene Black or white • High temp Tylon®

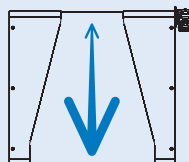
Additional Concept Solutions Products



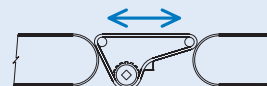
ScrewTech - Screw Conveyors



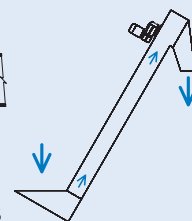
PolyBand - Cord Conveyors



VergeAll - Converger/Divergers



LiveTranz - Driven Transfers



PaddleTrak - Paddle Conveyors



Concept Solutions Limited
 37 Mersey Street, P O Box 1628, Invercargill, New Zealand 9810
 Tel: +64-3-214 1172 Fax: +64-3-214 1173
 Email: info@conceptsolutions.co.nz
 Site: www.conceptsolutions.co.nz

Your Local Representative

Email: info@conceptsolutions.co.nz
 for contact details of the **moduline**
 representative in your area